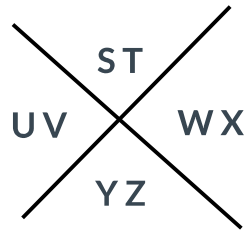










THE PIGPEN CIPHER

The Pigpen cipher begins with two grids with each letter of the alphabet to create your key:

| | | |
|---|---|---|
| A | C | E |
| B | D | F |
| G | I | K |
| H | J | L |
| M | O | Q |
| N | P | R |






Each letter is represented by the part of the “pigpen” that surrounds it. If it is the second letter in the box, then it has a dot in the middle:

A =  I =  S = 
 B =  J =  T = 

Example: SECRET CODE = 

Try decoding these Pigpen messages on your own:

-  =
-  =
-  =

Now try to encode your name in Pigpen:
