






















Elmer

Class 1 Challenge - How many of these activities can you complete this week?

<p>Ask your mummy and daddy to read you the fantastic story of Elmer, the elephant.</p> 	<p>Write a list of the jungle animals that appear in the story of Elmer.</p>  	<p>Paint or draw a picture of your favourite jungle animal from the Elmer story.</p>  	<p>Ask your mummy and daddy to read you the different stories about Elmer, the elephant.</p>  
<p>Can you make a model of Elmer, the elephant using salt dough? (the recipe is on the next page)</p>  	<p>Make a model of Elmer the elephant using an old milk carton.</p> 	<p>Design your own patterned elephant using the outline below.</p> 	<p>Make your own repeating patterns using different coloured bricks, paint, felt tips?</p>  
<p>Can you make a model of a jungle animal using different sized boxes?</p>  	<p>Write sentences to describe what Elmer looks like. For example - He has a long trunk.</p>  	<p>Write down different facts about an elephant.</p>  	<p>Find items around your house that are the same colour as the squares on Elmer.</p> 



How to make Salt Dough

Mix together:

- * 2 cups of plain flour
- * 1 cup of salt
- * Up to 1 cup of water

(add the water in slowly as you may need less)

Knead the mixture into a dough and get creating

(You can't really go wrong, if it's too sticky just add some more flour)

www.meco.jtt.kanador.com

