





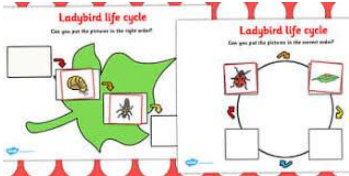
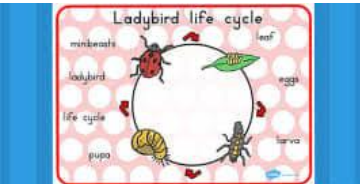




The Very Lazy Ladybird by Isobel Finn and Jack Tickle (Rainbows)

If you haven't got a copy of this book you can watch it on Youtube.

Class 1 Challenge - How many of these activities can you complete this week?

<p>Ask your mummy and daddy to read you the fantastic story of The Very Lazy Ladybird.</p> 	<p>Write sentences to describe what a ladybird looks like.</p> 	<p>Make a model of a ladybird using a paper plate.</p> 	<p>Make a picture of lots of ladybirds using paint and a potato.</p> 
<p>Paint a picture of a ladybird.</p> 	<p>Find out and write different facts about a ladybird.</p> 	<p>Cut out and stick the pictures in the right order to show the life cycle of a ladybird.</p> 	<p>Write simple sentences to explain the different stages of the life cycle of a ladybird.</p> 
<p>Make some ladybird biscuits.</p> 	<p>Make a model of a ladybird using playdough.</p> 	<p>Write the answer to these addition questions using a number line.</p> <p> $6 + 5 =$ $14 + 4 =$ $5 + 7 =$ $12 + 5 =$ $8 + 4 =$ $11 + 3 =$ $4 + 4 =$ $10 + 10 =$ $11 + 4 =$ $15 + 2 =$ </p>	<p>Write the answer to these doubles questions.</p> <p> $1 + 1 =$ $6 + 6 =$ $3 + 3 =$ $8 + 8 =$ $2 + 2 =$ $7 + 7 =$ $5 + 5 =$ $10 + 10 =$ $4 + 4 =$ $9 + 9 =$ </p>

