


The Crunching, Munching Caterpillar (Rainbows)

Class 1 Challenge - How many of these activities can you complete this week?

Ask your mummy and daddy to read you the fantastic story of The Crunching, Munching caterpillar.



Paint a picture of a beautiful butterfly flying in the garden.



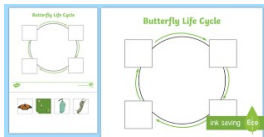
Make a collage butterfly using different colours.



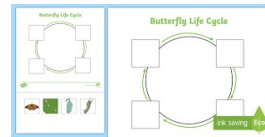
Make a symmetrical pattern on a butterfly.




Stick the pictures in the right order to show the different changes that happen in the lifecycle of a butterfly.



Write sentences to explain each stage of the lifecycle of a butterfly.



Create the lifecycle of a butterfly using different resources.



Make a painting of a butterfly like this. Remember to paint on one side and fold the paper over to make the symmetrical pattern.



Write a list of the names of different butterflies that you might see in the garden.



Write a list of facts about a caterpillar. For example, you could write about what a caterpillar looks like, food and where it lives.



Write a list of facts about a butterfly. For example, you could write about what a butterfly looks like, food and where it lives.



Make a paper chain caterpillar.

