









The Tiger Who Came to Tea

F1 - Stars

Class 1 Challenge - How many of these activities can you complete this week?

<p>Ask your mummy and daddy to read you the fantastic story of <i>The Tiger Who Came to Tea</i>.</p> 	<p>Draw pictures of the food and drink that you would have at a party.</p> 	<p>Paint or draw a picture of a tiger.</p> 	<p>Draw a picture of a tiger using 2D shapes.</p> 
<p>Can you make a model of a tiger using playdough? (the recipe is on the next page)</p> 	<p>Have a pretend tea party with your toy tiger and your teddies. Can you act it out?</p> 	<p>Find objects around your house that start with the letter "t". For example, tiger, tap, teddy. Ask your mummy or daddy to take a photo of all the objects that you can find.</p> 	<p>Make a mask of the face of a tiger using a paper plate and different materials.</p> 
<p>Draw a picture of the different foods that the tiger ate in the story.</p> 	<p>Can you practice bouncing and catching a large ball?</p> 	<p>Make your own repeating patterns using different coloured bricks, paint, felt tips?</p> 	<p>Draw picture of different animals that have stripes on their bodies.</p> 